

Nuancier LINEA



Essences naturelles



Pin



Chêne



Douglas



Épicéa
(uniquement modèles 9.2)

Finitions vernies



Vernis Incolore



Vernis White Wash Soft



Vernis White Wash

Finitions Wax Color

(option vernis possible)



Blanc



Miel




Chocolat



Merisier




Acajou



Gris



Wengé




Chêne




Chêne Blanc



Vert



Douglas



Noir