

13-19-39-59 mm

Laminati HPL

HPL Laminate • Stratifié HPL • Laminado HPL



STATUARIO • LAMICOLOR
5547 • PLAMKY/SHIKI

ROVERE SLAVONIA • ARPA
4587 • ALEVE

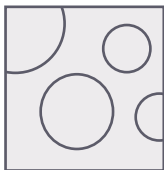
Caratteristiche

Features • Caractéristiques • Características

- **SUPPORTO / SUPPORT / SUPPORT / SOPORTE:**
Pannello in truciolare idrofugo P3 qualità EPF-S SP. 12-18-38-58 (*eccetto spessore 12mm)
Waterproof* chipboard panel P3 quality EPF-S TH. 12-18-38-58 (*except thickness 12mm)
Panneau de particule Hydrofuge* P3 qualité EPF-S EP. 12-18-38-58 (*sauf épaisseur 12mm)
Tablero de partículas hidrófugo* P3 calidad EPF-S ESP. 12-18-38-58 (*salvo espesor 12 mm)
- **LAMINATO SUPERIORE / FRONT LAMINATE / STRATIFIÉ RECTO / LAMINADO CARA SUPERIOR:**
Laminato decorativo HPL
HPL Decoration Laminate / Stratifié Décor HPL / Decoración laminado HPL
- **LAMINATO INFERIORE / REAR LAMINATE / STRATIFIÉ VERSO / LAMINADO CONTRACARA:**
Controilanciante bianco
White Counterbalance Laminate / Stratifié Blanc de contrebilancement / Laminado blanco de contracara
- **PROFILO / PROFILE / CHANT / CANTO:**
ABS Spessore (0.6 a 1 a seconda del decoro)
ABS Thickness (0.6 to 1 depending on colours)
ABS Épaisseur (0.6 à 1 selon couleurs)
Espesor ABS (0,6 a 1 según colores)

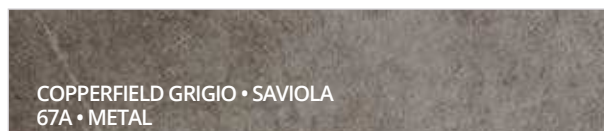

Finiture

Finishes • Finitions • Acabados




Fantasia

Fantasy • Les Fantaisies • Las Fantasías



Decorativo disponibile in sp. 59mm

59mm decorations available • Décors disponibles en 59mm • Decoraciones disponibles en 59 mm



Metallo (Lunghezza massima 3050)

Metal (Maximum length 3050)

Les métaux (Longueur maximum 3050)

Los metales (Longitud máxima 3.050)

ALLUMINIO • ABET
0873 • SATINATO


MAGNETIC NERO • ABET
421 • PAPIER

Disponibile solo per superfici verticali: schienali

Available for vertical surfaces only: wall panels

Disponible uniquement pour les surfaces verticales: crédences

Disponibile únicamente para las superficies verticales: frontal de pared



Tinte unite

Solid colours • Les unis • Los solidos

BIANCO • ABET
0410 • CLIMB



NERO • ABET
0421 • CLIMB

GRIGIO ALPACA • ABET
0869 • CLIMB

BRUNO VULCANO • ABET
0897 • CLIMB

BIANCO • ARPA
0028 • LUCIDA



BIANCO DECO' • ARPA
0249 • ERRE

ANTRACITE • SAVIOLA
797 • QZ



BIANCO LUNA • LAMICOLOR
0751 • PLAMKY

GRIGIO FRISIA • LAMICOLOR
1366 • PLAMKY



GRIGIO PLUTONE • LAMICOLOR
1398 • PLAMKY






Legni

Woods • Les bois • Las maderas



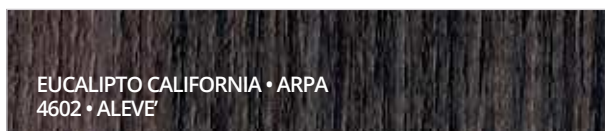
TAVOLATO NERO • ARPA
4490 • FLATTING



OLMO MERCURIO • ARPA
4539 • ALEVÉ



ABBAY • CLEAF
LR33 • SABLE'



EUCALIPTO CALIFORNIA • ARPA
4602 • ALEVÉ



TAVERN • LAMICOLOR
803 • WOOD



ROVERE BEIGE • EGGER
H1180 • ST10



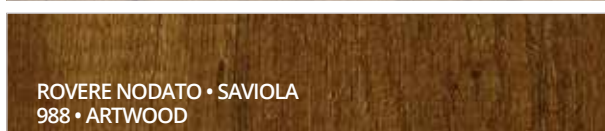
ROVERE VOYAGER • KAINDL
34139 • AT



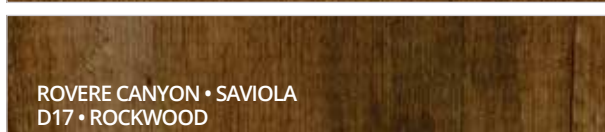
ROVERE WAFER • ARPA
4584 • ALEVÉ



MURPHY • EGGER
H2032 • ST10



ROVERE NODATO • SAVIOLA
988 • ARTWOOD




ROVERE CANYON • SAVIOLA
D17 • ROCKWOOD



OLMO BIANCO • ARPA
4538 • ALEVÉ



ASCARI • CLEAF
LR25 • SABLE'




ROVERE SLAVONIA • ARPA
4587 • ALEVÉ



NOCE SAVOIA • ARPA
4604 • ALEVÉ



ROVERE • CLEAF
S073 • FRASSINO



NOCE VINTAGE • LAMICOLOR
778 • WOOD




ROVERE ACTUAL • KAINDL
34217 • AT



MATTERHORN CHENE • EGGER
H1322 • ST12



RUSTIC OAK • RESOPAL
4344 • WH



ROVERE RUSTICO • SAVIOLA
D16 • ROCKWOOD

Poro sincronizzato

Synchronised pores • Pores synchronisés

Poro sincronizado



ROVERE TABACCO • EGGER
H1181 • ST37

NEW




ROVERE BEIGE • EGGER
H1180 • ST37

NEW












Decorativo disponibile in sp. 59mm

59mm decorations available • Décors disponibles en 59mm • Decoraciones disponibles en 59 mm



Pietre

Stones • Les pierres • Las piedras





*



*



*



*



Decorativo disponibile in sp. 59mm

59mm decorations available • Décors disponibles en 59mm • Decoraciones disponibles en 59 mm

13-19-39-59 mm

Laminati HPL

HPL Laminate • Stratifié HPL • Laminado HPL



YULE WHITE • ARPA
3449 • KER

Piani di lavoro e fianchi

Worktops and side panels • Plans de travail, plans de travail double-face et jambages • Encimeras de trabajo una cara, doble cara y laterales

Sp. 12-18-38-58 mm + Laminato

Th. 12-18-38-58 mm + Laminato

Ép. 12-18-38-58 mm. + stratifié

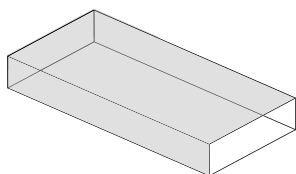
Esp. 12-18-38-58 mm + laminado

Dimensioni massime: 1280mm - 4150mm - Metallo (Lunghezza max. 3050mm)

Maximum dimensions: 1280mm - 4150mm - Metal (Maximum length 3050)

Dimensions maximales : 1280mm - 4150mm - Les Métaux (Longueur maximum 3050)

Dimensiones máximas: 1.280mm - 4.150mm - Los metales (Longitud máxima 3.050)



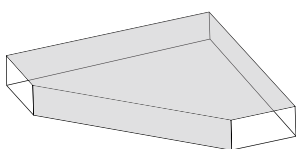
Piano di lavoro • Profilo anteriore in ABS • Profilo posteriore di protezione

Worktop • ABS front profile • Protective rear profile

Plan de travail • Chant avant ABS • Chant arrière protection

Encimera • Canto delantero ABS • Canto trasero de protección

P/R	W	U. M.
PT40-19/39	0-400	M/L.
PT65-19/39	401-650	M/L.
PT90-19/39	651-900	M/L.
PT120-19/39	901-1200	M/L.
PT128-19/39	1201-1280	M/L.



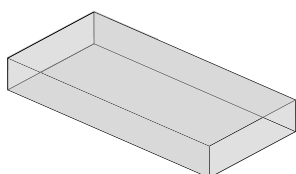
Angolo • Profilo anteriore in ABS • Profilo posteriore di protezione • Assemblaggio

Corner top • ABS front profile • Protective rear profile • Assemblages

Plan d'angle • Chant avant ABS • Chant arrière protection • Assemblages

Plano de esquina • Canto delantero ABS • Canto trasero de protección • Ensamblajes

P/R	W	U. M.
PTA90-19/39	900x900	U
PTA95-19/39	950x950	U
PTA105-19/39	1050x1050	U



Penisola "interno = esterno"

Profilo anteriore e posteriore in ABS

Double-faced worktop

2 ABS Profiles

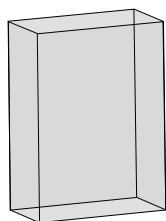
Plan de travail double face

2 Chants ABS

Encimera doble cara

2 cantos ABS

P/R	W	U. M.
PTDF40-19/39	0-400	M/L.
PTDF65-19/39	401-650	M/L.
PTDF90-19/39	651-900	M/L.
PTDF120-19/39	901-1200	M/L.
PSTDF 128- 19/39	1201-1280	M/L.



Fianco "interno = esterno"

Profilo anteriore e posteriore in ABS

Double-faced side panel

2 ABS Profiles

Jambage double face

2 Chants ABS

Lateral doble cara

2 cantos ABS Plaqués

P/R	W	U. M.
PTDF40-19/39	0-400	M/L.
PTDF65-19/39	401-650	M/L.
PTDF90-19/39	651-900	M/L.
PTDF120-19/39	901-1200	M/L.
PSTDF 128- 19/39	1201-1280	M/L.

P/R = Referenza Prodotto / Product Reference / Référence Produit / Referencia Producto

W = Profondità / Width / Profondeur / Fondo

U.M. = Unità di Misura / Unit of Measure / Unité de Mesure / Unidad de Medida



Lavorazioni speciali

Worktop machining options

Options d'usinage plans de travail

Opciones de mecanización de encimeras

Laminati HPL

HPL laminate

Stratié HPL

Laminado HPL

19-39-59 mm

Laminati HPL con poro sincronizzato

HPL Laminate synchronised pores

Stratifié HPL pores synchronisés

Laminado HPL poro sincronizado

19-39 mm


Laminati FENIX

FENIX Laminate

Stratifié FENIX

Laminado FENIX

19-39-59 mm

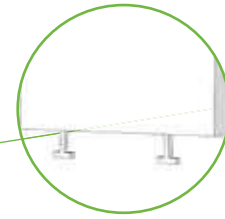


UJ

ABS 3 lati + protezione inferiore + piedini
 3 sides ABS + bottom protection edge + feet
 3 chants ABS + Chants de protection bas + pieds
 3 Cantos ABS + Canto de proteccion inferior
 Perforacion Herraje de fijacion alto Patas de ajuste inferior

U.M. Unit

UPS



Piedini regolabili
 Adjustment feet
 Usinage des pieds
 Solo instalacion de patas

U.M. Unit

Il prezzo include la lavorazione del piano di lavoro, indicarne la posizione

The price includes worktop machining, please consider its positioning

Usinage du P.D.T compris dans le prix merci de le positionner

El precio incluye mecanizados, indique posicion

PD

Taglio Fem/Dx
 R/Fem cut
 Déc. Plat D.
 Corte Dcha/Hembra

BG

Taglio Mas/Sx
 L/Male cut
 Déc. Bout G
 Corte lz/macho

BD

Taglio Mas/Dx
 R/Male cut
 Déc. Bout D.
 Corte D/macho

PG

Taglio Fem/Sx
 L/Fem cut
 Déc. Plat G
 Corte lzda Hembra

UJ

U.M. Unit

D1

Taglio ang. var Dx
 Variable angle R cut
 Déc. Angle variable D.
 Corte angulo Dcho variable

D2

Taglio ang. var Sx
 Variable angle L cut
 Déc. Angle variable G.
 Corte angulo lzdo variable

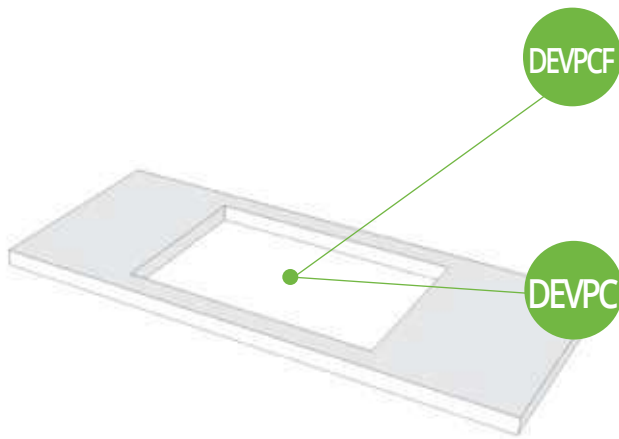
D4

Taglio Sx
 L cut
 Déc. D
 Corte lzdo recto

D3

Taglio Dx
 R cut
 Déc. G
 Corte Dcho recto

U.M. Unit



DEVPCF

Foro lavello filo top*
Recessed Sink Cut*
Pose à fleur plaque ou évier*
Corte fregadero o placa enrasado*

U.M. Unit

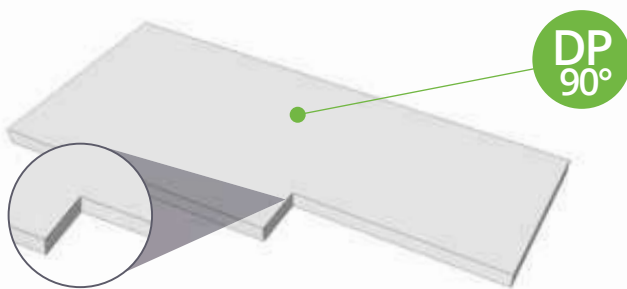
DEVPC

Foro lavello e piano cottura
Sink and Hob hole cuts
Coupe évier, Plaque de Cuisson
Corte fregadero, placa de cocción

Raggio minimo
Minimum radius / Rayon min / Radio mínimo: 5mm

U.M. Unit

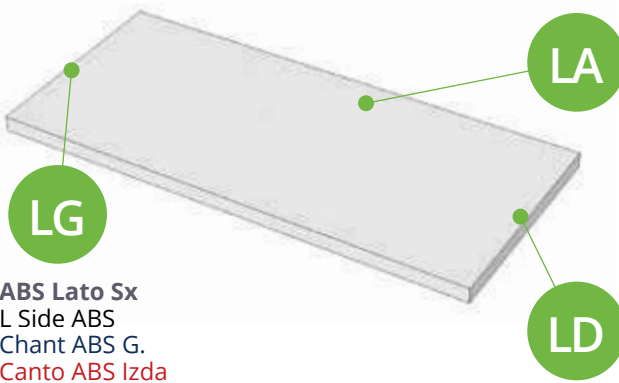
* Lavorazione esclusiva per laminati FENIX
Exclusive machining for FENIX laminates / Usinage exclusif pour stratifiés FENIX / Mecanizacion exclusiva para laminados FENIX



DP 90°

Scasso pilastro a 90° + ABS
Corner cut 90° + ABS
Coupe d'angle 90° + ABS
Corte angular 90° canteado ABS

U.M. Unit



LG

ABS Lato Sx
L Side ABS
Chant ABS G.
Canto ABS Izda

LA

ABS Posteriore
Rear Side ABS
Chant ABS arrière
Canto ABS Posterior

LD

ABS Lato Dx
R Side ABS
Chant ABS D.
Canto ABS Dcha

U.M. M/L

U.M. Unit

U.M. Unit

Taglio Post. Sx + ABS
Rear L cut + ABS S
Découp Arrière G. + ABS
Corte posterior Izdo + canto ABS

XD

Taglio Post. Dx + ABS
Rear R cut + ABS
Découp Arrière D. + ABS
Corte posterior Dcho + canto ABS

XB

Taglio Front. Sx + ABS
Front L cut + ABS
Découp Avant G. + ABS
Corte delantero Izdo + canto ABS

XC

Taglio Front. Dx + ABS
Front R cut + ABS
Découp Avant D. + ABS
Corte delantero Dcho + canto ABS

XA



U.M. Unit

U.M. = Unità di Misura / Unit of Measure / Unité de Mesure / Unidad de Medida

Arrot. Post. Sx + ABS
Rear L round cut + ABS
Coin arrondi arrière G. + ABS
Redondeo posterior Izdo + canto ABS

FC

FD



FB

Arrot. Post. Dx + ABS
Rear R round cut + ABS
Coin arrondi arrière D. + ABS
Redondeo posterior Dcho + canto ABS

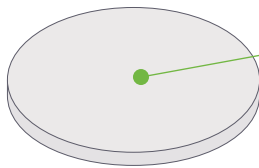
FA

Arrot. Front. Sx + ABS
Front L round cut + ABS
Coin arrondi avant G. + ABS
Redondeo delantero Izdo + canto ABS

Arrot. Front. Dx + ABS
Front R round cut + ABS
Coin arrondi avant D. + ABS
Redondeo delantero Dcho + canto ABS

Raggio minimo / Minimum radius / Rayon min / Radio mínimo: 30mm

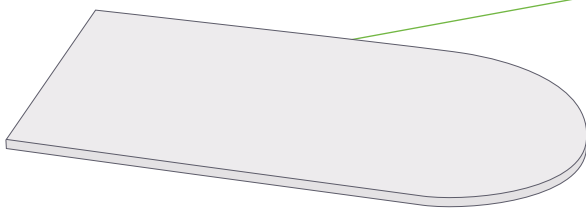
U.M. Unit



FH

Tavolo circolare + ABS
Round Table + ABS
Table ronde + ABS
Masa redonda + canto ABS

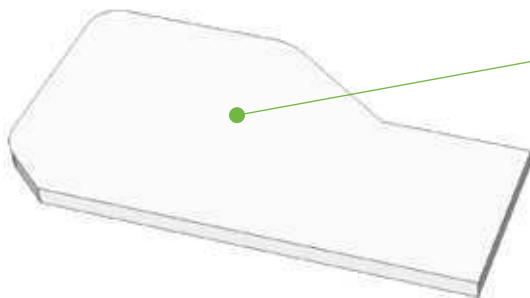
U.M. Unit



FG

Tavolo semicircolare + ABS
Half round Table + ABS
Table demi-rond + ABS
Mesa semiredonda + canto ABS

U.M. Unit



DSFL

Forma Speciale + ABS
Custom Shape + ABS
Forme spéciale + ABS
Forma especial + canto ABS

U.M. Unit

U.M. = Unità di Misura / Unit of Measure / Unité de Mesure / Unidad de Medida

Schienali HPL

HPL laminate wall panels • Crédences stratifié HPL • Frontal de pared laminado HPL

1 o 2 facce rivestite sp. 12mm (Non idrofugo) + Laminato

1 or 2 facets th. 12mm (Not waterproof) + Laminate

1 ou 2 faces ep. 12mm (Pas hydrofuge) + Stratifié

1 ó 2 caras esp. 12mm (No hidrófugo) + laminado

Minimo fatturabile 0,15 m²


Minimum order 0,15 m² / Minimum de facturation 0,15 m² / Facturación mínima 0,15 m²

Lavorazioni speciali schienali a PAG. 37

Wall panels machining options PAGE 37

Options d'usinage crédences à PG. 37

Opciones de mecanización de frontal pared a PAG. 37



1 Faccia decoro

1 Decorated facet / 1 Face décor / 1 Cara decorativa

Controbilanciante bianco

White counterbalanced facet / Contrebalancée Blanc /

Contracara Blanca

4 profili ABS

4 ABS profiles / 4 Chants ABS plaqués / 4 Cantos ABS

PR1-13 P/R

1280x4150 MAX. DIM.

13 TH

U.M. M2

2 Facce decoro

2 Decorated facets / 2 Face décor / 2 Caras decorativas

4 profili ABS

4 ABS profiles / 4 Chants ABS plaqués / 4 Cantos ABS

PR2-13 P/R

1200x4150 MAX. DIM.

13 TH

U.M. M2

P/R = Referenza Prodotto / Product Reference / Référence Produit / Referencia Producto

MAX. DIM. = Dimensioni massime / Max dimensions / Dimension maxi / Dimensión máx

TH = Spessore / Thickness / Épaisseur / Espesor

U.M. = Unità di Misura / Unit of Measure / Unité de Mesure / Unidad de Medida

Schienali HPL metallo

HPL laminate wall panels metal • Crédences stratifié HPL les métaux
• Frontal de pared laminado HPL los metales

2 facce rivestite sp. 12mm (Non idrofugo) + Laminato

2 facets th. 12mm (Not waterproof) + Laminate

2 faces ep. 12mm (Pas hydrofuge) + Stratifié

2 caras esp. 12mm (No hidrófugo) + laminado

Minimo fatturabile 0,15 m²

Minimum order 0,15 m² / Minimum de facturation 0,15 m² / Facturación mínima 0,15 m²

Lunghezza massima 3050


Maximum length 3050 / Longueur maximum 3050 / Longitud máxima 3050

Lavorazioni speciali schienali a PAG. 37

Wall panels machining options PAGE 37

Options d'usinage crédences à PG. 37

Opciones de mecanización de frontal pared a PAG. 37



MAGNETIC NERO 421 PAPIER

2 Facce decoro

2 Decorated facets / 2 Face décor / 2 Caras decorative

4 profili ABS

4 ABS profiles / 4 Chants ABS plaqués / 4 Cantos ABS

ALLUMINIO 0873 SATINATO

2 Facce decoro

2 Decorated facets / 2 Face décor / 2 Caras decorative

4 profili ABS

4 ABS profiles / 4 Chants ABS plaqués / 4 Cantos ABS

PR2-13 P/R

1200x3050 MAX. DIM.

13 TH

U.M. M2

PR2-13 P/R

1280x3050 MAX. DIM.

13 TH

U.M. M2

P/R = Referenza Prodotto / Product Reference / Référence Produit / Referencia Producto

MAX. DIM. = Dimensioni massime / Max dimensions / Dimension maxi / Dimensión máx

TH = Spessore / Thickness / Épaisseur / Espesor

U.M. = Unità di Misura / Unit of Measure / Unité de Mesure / Unidad de Medida



SOMADEC

MATÉRIAUX DE DÉCORATION

459, avenue Charles Alunni - 06390 CONTES
04 93 79 13 75
commercial@somadec.com
SOMADEC.COM

